

NOTES:

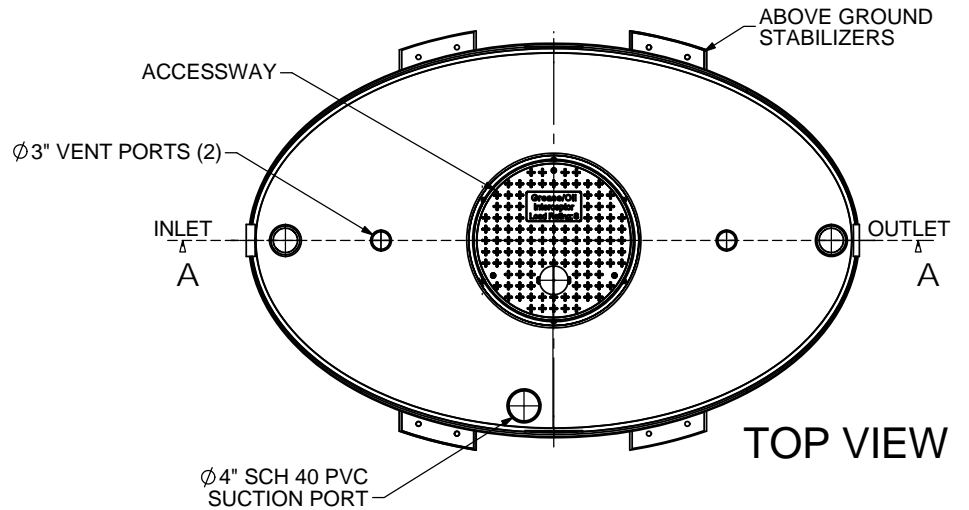
1. FOR GRAVITY APPLICATIONS ONLY.
2. ALL PROCEPTOR UNITS ARE MANUFACTURED WITH FIBERGLASS REINFORCED PLASTICS. PHYSICAL CHARACTERISTICS AND THICKNESS: POLYESTER RESIN AND E GLASS MINIMUM THICKNESS 1/4" WALL AND 3/8" TOP AND BOTTOM BOWLS.
3. ALL PROCEPTOR UNITS ARE TO BE INSTALLED IN ACCORDANCE WITH THE MANUFACTURERS INSTALLATION INSTRUCTION.
4. STANDARD PIPING IS SCH. 40 PVC.
5. GMC/OMC 500 - 3000 UNITS COME STANDARD WITH 4" INLET AND OUTLET (OTHER PIPE SIZE OPTIONS AVAILABLE ON REQUEST).
6. EXTENSION COLLAR TO BE ORDERED TO MEET FINISHED GRADE, CUT ON SITE FOR FINAL ADJUSTMENT AND CAULKED WITH SIKAFLEX BY CONTRACTOR FOR WATERTIGHT SEAL.
7. COVERS AVAILABLE FOR H2O TRAFFIC LOADING, PEDESTRIAN LOADING OR ABOVE GROUND INSTALLATION.
8. CONSULT GREEN TURTLE FOR OTHER SIZES.
9. 30 YEAR WARRANTY AGAINST LEAKS, AND STRUCTURAL FAILURE.
10. U.S. PATENT #5,746,912; CDN PATENT #2,195,822

SPECIFICATIONS

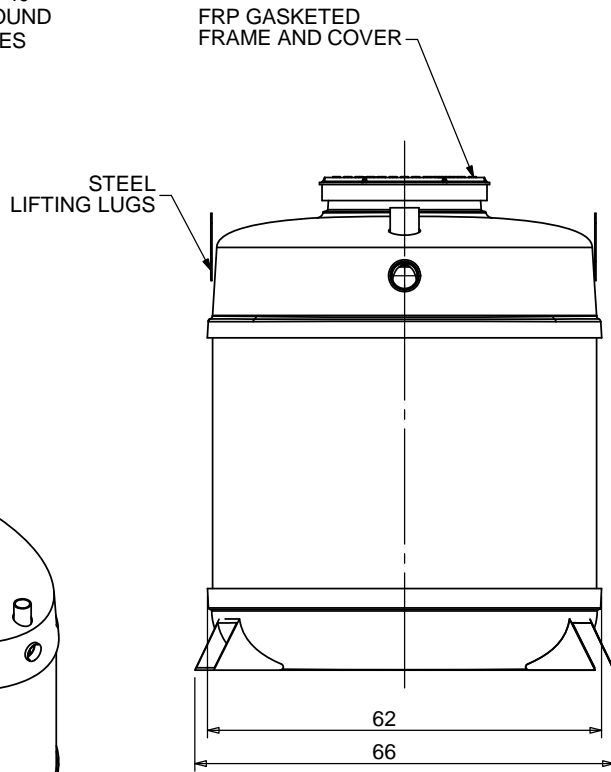
PIPE SIZE: 4 INCH PVC SCH 40
 INSTALLATION: ABOVE GROUND
 ACCESSWAY SIZE: 24 INCHES

OPTIONS

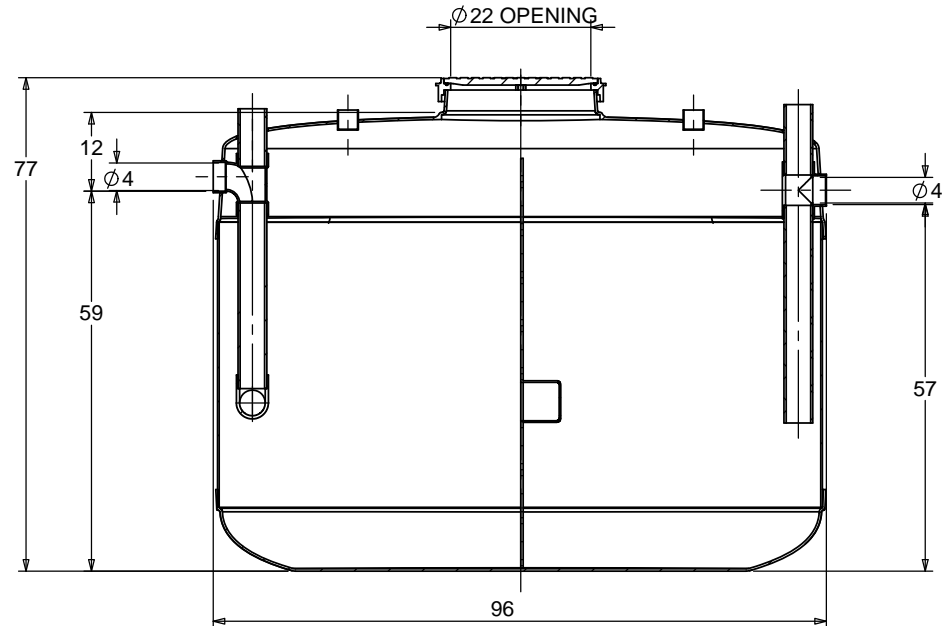
TOP SUCTION



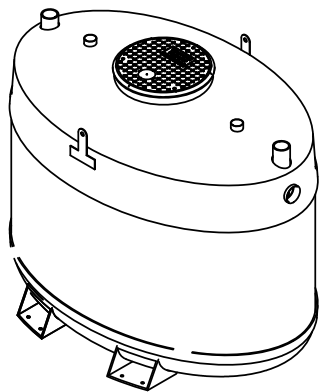
TOP VIEW



SIDE VIEW



SECTION A-A



ISOMETRIC VIEW

TOTAL WET VOLUME: 1000 GAL
 MAX. GREASE CAPACITY: 577 GAL
 MAX SOLIDS CAPACITY: 295 GAL

CONSULT LOCAL AUTHORITIES FOR MINIMUM SIZE OF SEPARATORS

TITLE: PROCEPTOR® F.O.G. SEPARATOR
 GMC 1000

ALL DIMENSIONS IN INCHES

PROJECT: WO:

NOTES:

REV	DATE	DRAWN
1		
2		
3	JUNE 13, 2005	L. SIMKINS
4	AUGUST 15, 2006	L. SIMKINS
5	JANUARY 4, 2007	L. SIMKINS
6	NOV. 25, 2008	L. SIMKINS
7	NOV. 5, 2009	L. SIMKINS
8	MARCH 14, 2012	L. SIMKINS
9	MAY 02, 2016	
10	APRIL 07, 2017	

DRAWN BY: F. CHANDLER
 DRAWN DATE 9/2/04

Proceptor®



SIZE	DWG. NO.	REV.
A	GMC 1000	10
SCALE:1:30	DO NOT SCALE DRAWING	SHEET 1 OF 1