

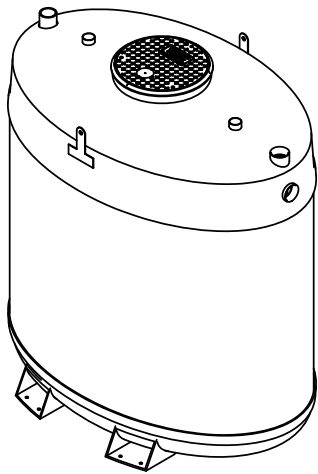
**NOTES:**

1. FOR GRAVITY APPLICATIONS ONLY.
2. ALL PROCEPTOR UNITS ARE MANUFACTURED WITH FIBERGLASS REINFORCED PLASTICS. PHYSICAL CHARACTERISTICS AND THICKNESS: POLYESTER RESIN AND E GLASS MINIMUM THICKNESS 1/4" WALL AND 3/8" TOP AND BOTTOM BOWLS.
3. ALL PROCEPTOR UNITS ARE TO BE INSTALLED IN ACCORDANCE WITH THE MANUFACTURERS INSTALLATION INSTRUCTION.
4. STANDARD PIPING IS SCH. 40 PVC.
5. GMC/OMC 500 - 3000 UNITS COME STANDARD WITH 4" INLET AND OUTLET (OTHER PIPE SIZE OPTIONS AVAILABLE ON REQUEST).
6. EXTENSION COLLAR TO BE ORDERED TO MEET FINISHED GRADE, CUT ON SITE FOR FINAL ADJUSTMENT AND CAULKED WITH SIKAFLEX BY CONTRACTOR FOR WATERTIGHT SEAL.
7. COVERS AVAILABLE FOR H2O TRAFFIC LOADING, PEDESTRIAN LOADING OR ABOVE GROUND INSTALLATION.
8. CONSULT GREEN TURTLE FOR OTHER SIZES.
9. 30 YEAR WARRANTY AGAINST LEAKS, AND STRUCTURAL FAILURE.
10. U.S. PATENT #5,746,912; CDN PATENT #2,195,822

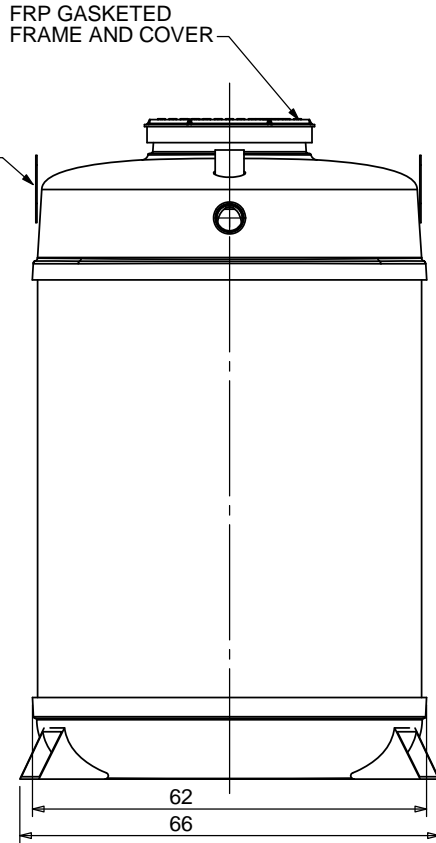
**SPECIFICATIONS**

PIPE SIZE: 4 INCH PVC SCH 40  
 INSTALLATION: ABOVE GROUND  
 ACCESSWAY SIZE: 24 INCHES

**OPTIONS**



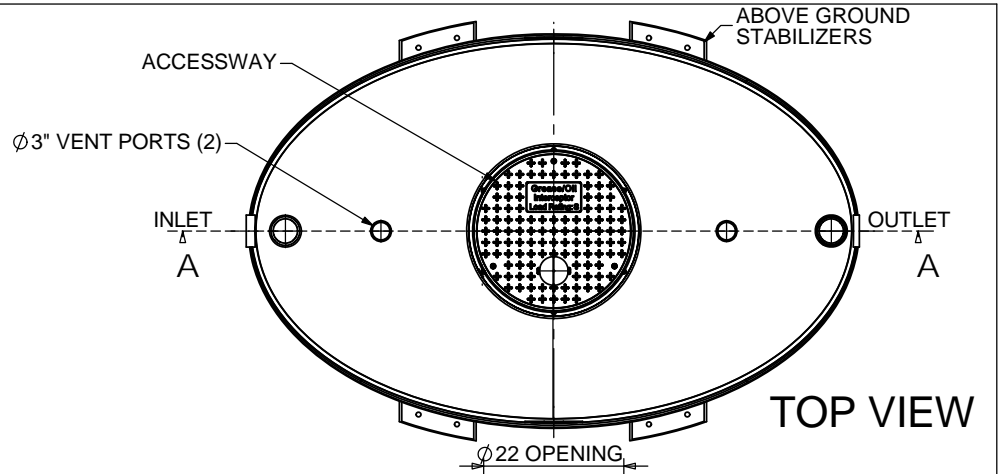
**ISOMETRIC VIEW**



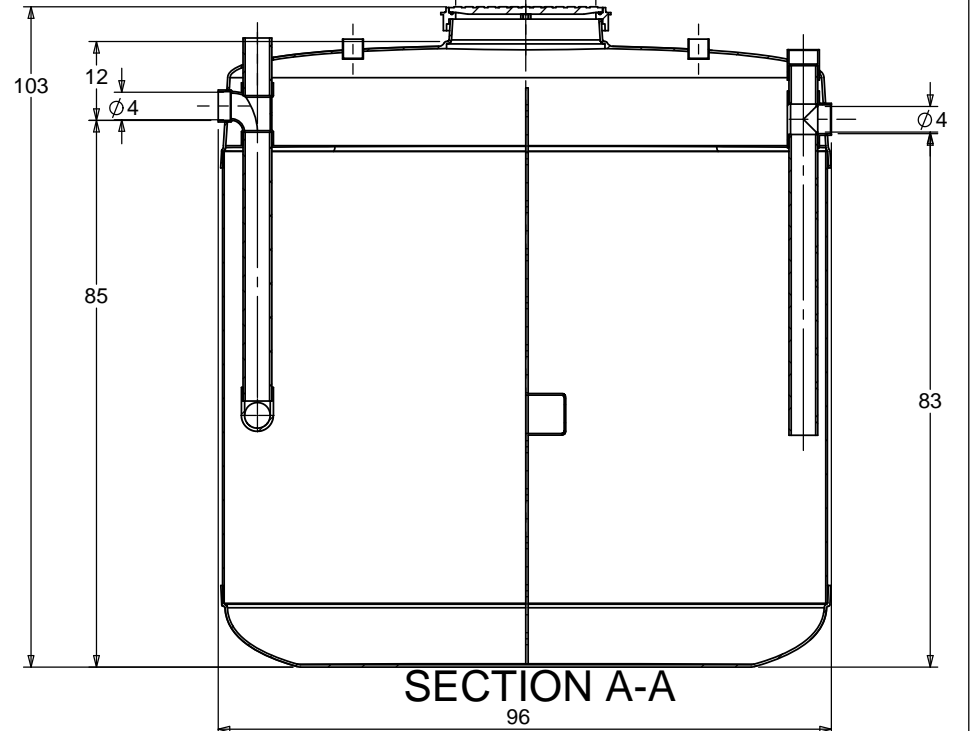
**SIDE VIEW**

TOTAL WET VOLUME: 1500 GAL  
 MAX. GREASE CAPACITY: 819 GAL  
 MAX SOLIDS CAPACITY: 540 GAL

CONSULT LOCAL AUTHORITIES FOR MINIMUM SIZE OF SEPARATORS



**TOP VIEW**



**SECTION A-A**

TITLE: PROCEPTOR® F.O.G. SEPARATOR  
 GMC 1500

ALL DIMENSIONS IN INCHES

PROJECT: WO:

NOTES:

REV	DATE	DRAWN
1		
2		
3	JUNE 1, 2005	L. SIMKINS
4	AUGUST 15, 2006	L. SIMKINS
5	JANUARY 4, 2007	L. SIMKINS
6	NOV. 5, 2009	L. SIMKINS
7	MARCH 14, 2012	L. SIMKINS
8		
9	APRIL 05, 2016	
10	APRIL 13, 2017	

DRAWN BY: F CHANDLER  
 DRAWN DATE 9/2/04

**Proceptor®**



SIZE	DWG. NO.	REV.
A	GMC 1500	10
SCALE:1:30	DO NOT SCALE DRAWING	SHEET 1 OF 1