

# GREASE INTERCEPTOR CERTIFICATE



This is to certify that a production Grease Interceptor, Model No. Retroceptor™ RC-35 LP, manufactured by, or for Green Turtle Technologies LTD, which conforms to the drawings and dimensions illustrated herein, has been tested by:

CSA International 8501 East Pleasant Valley Road, Cleveland, Ohio 44131-5575  
 (Name of Independent Testing Laboratory) (Street, City, State and Zip Code)

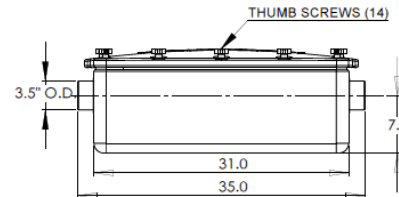
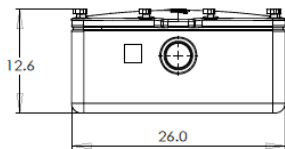
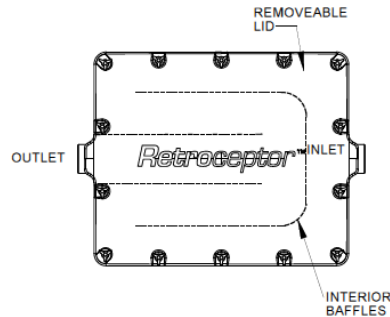
as of this date in accordance with the testing procedure established by the Plumbing and Drainage Institute, in P.D.I. Standard PDI G-101, which includes a vented inlet flow control, and has qualified for Certification at an average flow rate of 35 gallons per minute and 70 pounds grease retention capacity rating, while maintaining an average efficiency of 90% or more. Units with an automatic grease removal device are tested with it inoperative.

The results of tests conducted on this unit are applicable to this unit only. Use of this data and/or reference to the Plumbing and Drainage Institute or the above named laboratory in connection with purported certification by any other means than testing to the applicable standard without the consent of the Plumbing and Drainage Institute will constitute a breach of the relevant certification Mark License Agreement with the Plumbing and Drainage Institute.

**NOTES:**

- UNDER-THE-SINK GREASE INTERCEPTOR.
- FOR GRAVITY FLOW APPLICATIONS ONLY.
- INSTALL IN ACCORDANCE WITH MANUFACTURERS INSTRUCTIONS.
- $\phi$  3" NOMINAL POLY PIPE STUB INLET AND OUTLET.
- CONNECT INLET AND OUTLET TO DRAIN PIPING USING FLEXIBLE RUBBER COUPLINGS.
- NON REMOVEABLE BAFFLES.
- COVER NOT LOAD RATED.
- 20 YEAR WARRANTY.
- USA AND CANADA PATENT PENDING.

REFER TO THE INSTRUCTIONS FOR PROPER INSTALLATION AND OPERATION. PRIOR TO THE GREASE INTERCEPTOR IN THE WASTE LINE BEHIND THE SINK CONNECTION, THE SINKER SHOULD AS CLOSE AS POSSIBLE TO THE UNDERSIDE OF THE JOINTS AND FITTINGS.



(Drawing, dimensions and description)

Drawing cross-section in a plane perpendicular to the cover passing through the inlet and outlet ports with all internal components in place. Length, width, and height are noted.

The statements made herein are certified to be true and correct.

Name Rand H. Eckrozd

Title Executive Director

Date September 27, 2012 updated November 27, 2012

Test No. DZ20110923-01 on 9/22/2011