



Z6956-SD

Cumberland® Series Sensor Soap Dispenser

TAG _____

Product Description

The Cumberland soap dispenser maintains a sleek and simple design that can be paired with a matching Cumberland faucet for an automatic and user-friendly hand washing solution..

Engineering Specification

ADA compliant, Battery or A/C power adapter, chrome plated sensor soap dispenser for retrofit and new construction.

- Long life internal pump
- 100K cycle battery life
- Liquid hand soap (sold separately)
- Adjustable dispensing amount
- 1600ml [54.1 oz] refillable soap bottle
- Complements Z6956-XL faucet



Z6956-SD

Compliance and Certification:

- ADA Compliant

Alternate Finishes:

- BN Brushed Nickel
- PN Polished Nickel
- PB Polished Brass

Architectural/Engineering Approval

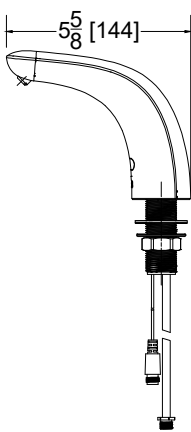
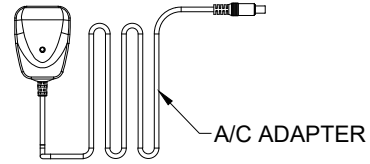


Z6956-SD

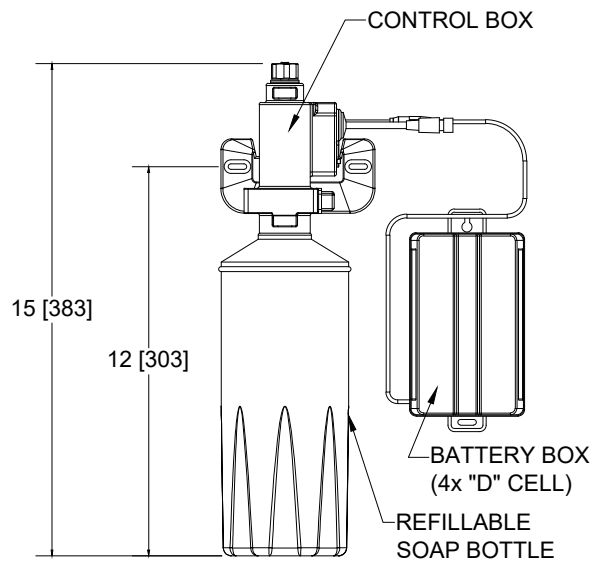
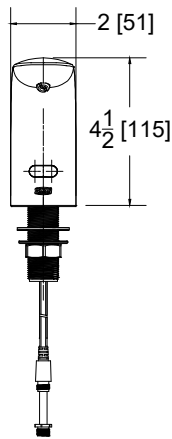
Cumberland® Series Sensor Soap Dispenser

TAG _____

Rough-in dimensions/Overview dimensions



DISPENSER SPOUT



Note: Recommended mounting through hole is 1" - 1 1/4"

Typical Z6956-SD