

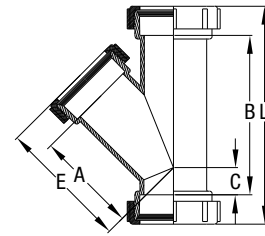
Z9A-Y 45° WYE

Engineering Specification:

ASTM-F1412, F.R.P.P. - 210
ZURN Z9A-Y 45° WYE – Flame-retardant polypropylene 45° wye fitting assembly.

Options:

-F Fusion Lock; -M Mechanical Seal; -S Stab•Lock Seal



Model No.	Dimensions in Inches [mm]					
	Nom. Pipe Size	A	B	C	E	L
Z9A-Y-112	1-1/2 [38]	3-1/8 [79]	3-13/16 [97]	21/32 [17]	4-3/16 [106]	6-9/16 [167]
Z9A-Y-2	2 [51]	4-1/16 [103]	4-1/2 [114]	13/16 [21]	5-11/32 [136]	7-7/8 [200]
Z9A-Y-3	3 [76]	6 [152]	7-1/4 [184]	1-5/8 [41]	7-3/4 [197]	12-9/16 [319]
Z9A-Y-4	4 [102]	7 [178]	9-1/16 [230]	1-5/8 [41]	8-3/4 [222]	14-11/16 [373]
Z9A-Y-6	6 [152]	11-1/8 [283]	11-1/8 [283]	1-3/4 [44]	13-1/4 [337]	17-3/16 [437]

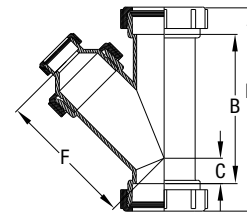
Z9A-YR REDUCING WYE

Engineering Specification:

ASTM-F1412, F.R.P.P. - 210
ZURN Z9A-YR REDUCING WYE – Flame-retardant polypropylene reducing 45° wye fitting assembly.

Options:

-F Fusion Lock; -M Mechanical Seal; -S Stab•Lock Seal



Model No.	Dimensions in Inches [mm]					
	Nom. Pipe Size	Reducer Size	B	C	F	L
Z9A-YR-2 x 112	2 [51]	2 x 1-1/2 [51 x 38]	4-1/2 [114]	13/16 [21]	5-5/8 [143]	7-7/8 [200]
Z9A-YR-3 x 112*	3 [76]	3 x 1-1/2 [76 x 38]	7-1/4 [184]	1-5/8 [41]	8-5/32 [207]	12-9/16 [319]
Z9A-YR-3 x 2*	3 [76]	3 x 2 [76 x 51]	7-1/4 [184]	1-5/8 [41]	8-9/32 [210]	12-9/16 [319]
Z9A-YR-4 x 112	4 [102]	4 x 1-1/2 [102 x 38]	9-1/16 [230]	1-5/8 [41]	10-3/32 [256]	14-11/16 [373]
Z9A-YR-4 x 2	4 [102]	4 x 2 [102 x 51]	9-1/16 [230]	1-5/8 [41]	10-3/32 [256]	14-11/16 [373]
Z9A-YR-4 x 3	4 [102]	4 x 3 [102 x 76]	9-1/16 [230]	1-5/8 [41]	9-1/8 [232]	14-11/16 [373]
Z9A-YR-6 x 2	6 [152]	6 x 2 [152 x 51]	11-1/8 [283]	1-3/4 [44]	15-25/32 [401]	17-3/16 [437]
Z9A-YR-6 x 3	6 [152]	6 x 3 [152 x 76]	11-1/8 [283]	1-3/4 [44]	16-3/4 [425]	17-3/16 [437]
Z9A-YR-6 x 4	6 [152]	6 x 4 [152 x 102]	11-1/8 [283]	1-3/4 [44]	13-11/16 [348]	17-3/16 [437]

*One-piece molded.

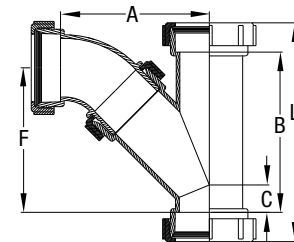
Z9A-YB COMBINATION WYE and 45° ELBOW

Engineering Specification:

ASTM-F1412, F.R.P.P. - 210
ZURN Z9A-YB COMBINATION WYE and 45° ELBOW – Flame-retardant polypropylene combination wye and 1/8 bend fitting assembly.

Options:

-F Fusion Lock; -M Mechanical Seal; -S Stab•Lock Seal



Model No.	Dimensions in Inches [mm]					
	Nom. Pipe Size	A	B	C	F	L
Z9A-YB-112	1-1/2 [38]	4-5/32 [106]	3-13/16 [97]	21/32 [17]	4-1/8 [105]	6-9/16 [167]
Z9A-YB-2	2 [51]	5-3/32 [129]	4-1/2 [114]	13/16 [21]	5-1/8 [130]	7-7/8 [200]
Z9A-YB-3	3 [76]	8-23/32 [221]	7-1/4 [184]	1-5/8 [41]	8-19/32 [218]	12-9/16 [319]
Z9A-YB-4	4 [102]	10-5/32 [258]	9-1/16 [230]	1-5/8 [41]	9-7/8 [251]	14-11/16 [373]
Z9A-YB-6	6 [152]	12-13/16 [325]	11-1/8 [283]	1-3/4 [44]	12-9/16 [319]	17-3/16 [437]