



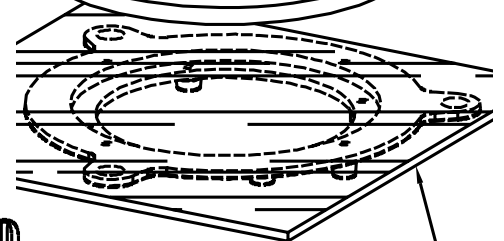
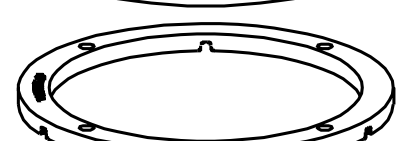
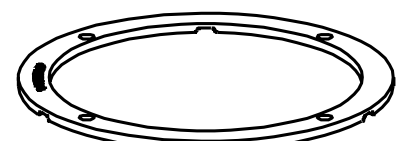
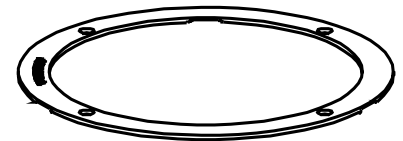
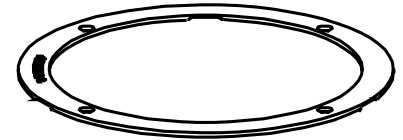
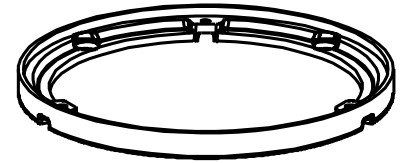
ZPD1-E

ZURN POD PRO® SHALLOW FLOOR DRAIN WITH CLAMPING FRAME AND DROP-IN OUTLET STATIC EXTENSION INSTALLATION INSTRUCTIONS

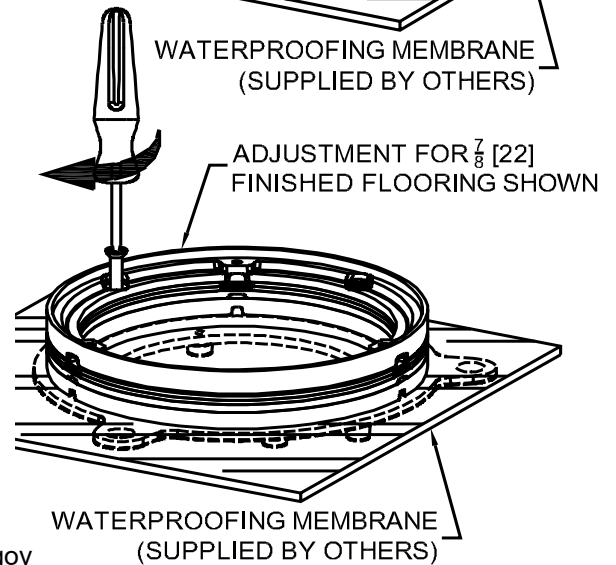
Design and Dimensional Data (inches and [mm]) are Subject to Manufacturing Tolerances and Change Without Notice

ENSURE STEP 1 THROUGH STEP 3 OF ZURN POD PRO® SHALLOW FLOOR DRAIN INSTALLATION INSTRUCTIONS (DWG. NO. FD133) ARE COMPLETE BEFORE PROCEEDING WITH SHIM KIT INSTALLATION.

1. Based on desired finished flooring thickness, determine the required frame adjustment by referencing Shim Configuration Table.
2. Once required frame adjustment is determined, select the correct combination of shims and screws to achieve finished flooring thickness.
3. Cut 4 small holes for frame and shim kit screws into membrane and add a drop of silicone over each hole.
4. Place the shim(s) onto membrane, ensuring "this side up" is visible and holes are aligned to body. Set frame on shim(s), ensuring all holes are aligned.
NOTE: If stacking shims, ensure thickest shims are at the bottom of stack.
5. Using correct length screws selected in Step 2, insert screws into assembly and start threading by hand. Torque to 20-25 in-lbs [2.3-2.8 N-m] in a star pattern, ensuring frame and shim(s) remain concentric to body.
6. Once completed, continue with step 6 of the Drain Installation Instructions found on Dwg. No. FD133 page 1 of 2.



Shim Configuration Table			
Finished Flooring Thickness	Desired Frame Adjustment	Shim Combination	Screw Length
7/16	1/16	1/16	3/8
1/2	1/8	1/8	
9/16	3/16	1/16 + 1/8	1/2
5/8	1/4	1/4	
11/16	5/16	1/16 + 1/4	3/4
3/4	3/8	1/8 + 1/4	
13/16	7/16	1/16 + 1/8 + 1/4	
7/8	1/2	1/16 + 1/16 + 1/8 + 1/4	



WARNING: Cancer and Reproductive Harm - www.P65Warnings.ca.gov

ADVERTENCIA: Cáncer y daño reproductivo - www.P65Warnings.ca.gov

AVERTISSEMENT: Cancer et effets néfastes sur la reproduction - www.P65Warnings.ca.gov

Zurn Industries, LLC | Specification Drainage Operation
1801 Pittsburgh Avenue, Erie, PA 16502, Ph. 855.663.9876

In Canada | Zurn Industries Limited
7900 Goreway Drive, Unit 10, Brampton, Ontario L6T 5W6, Ph. 877.892.5216

www.zurn.com

Rev.	B
Date:	11/25/2022
C.N. No.	144898
Patent	zurn.com/patents
Prod. Dwg. No.	FD134