



Model 760

Dual Check Valve Backflow Preventer with Intermediate Atmospheric Vent

Application


Designed for installation on boiler fill water lines to protect against both backsiphonage and backpressure of polluted water into the potable water supply. Assembly shall provide protection where a potential health hazard does not exist.

Standards Compliance

- CSA® Certified B64.3
- ASSE® Listed 1012

Materials

Main valve body	Forged Brass
Elastomers	EPDM (FDA approved) Buna Nitrile (FDA approved)
Springs	Stainless Steel, 300 Series



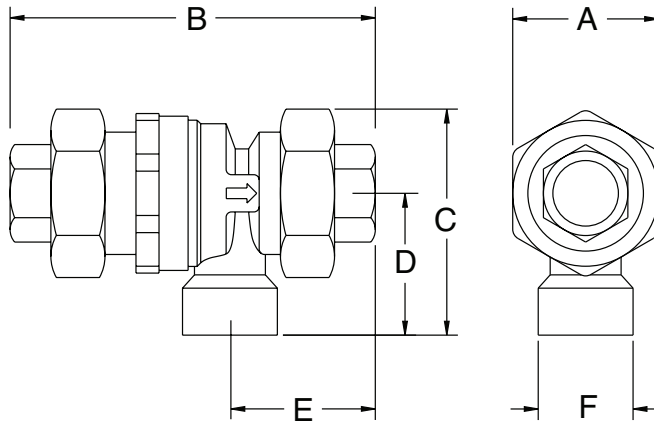
Options

- with FNPT (female) threaded union inlet and outlet connection (standard)
- C - with FC (female) copper sweat union inlet and outlet connection
- Accessories
- HXT - Hydronic Expansion Tank
- TP1100A - Temperature and pressure relief valve
- P1000AXL - Pressure relief valve

Features

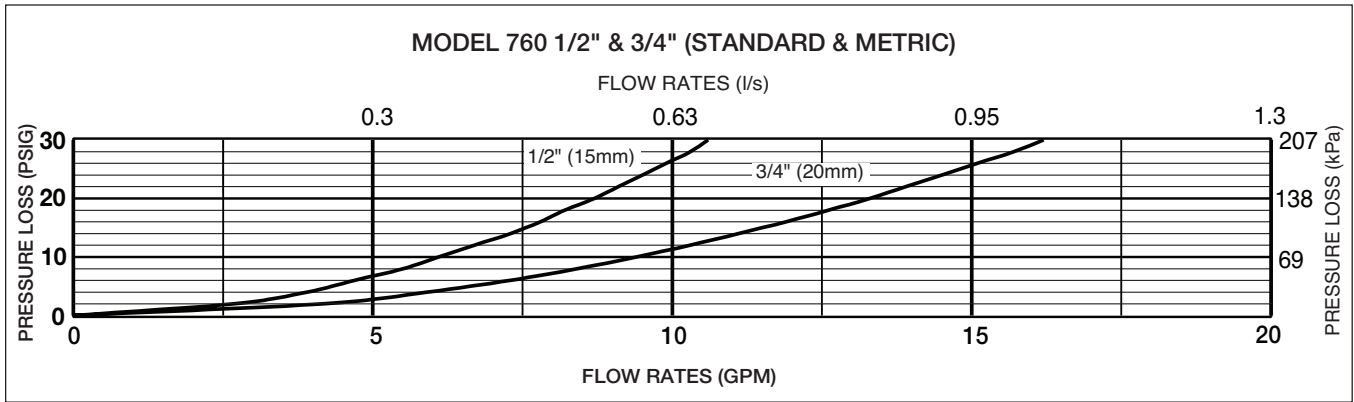
Sizes: 1/2", 3/4"

Maximum working water pressure	175 PSI
Maximum working water temperature	210°F
Emergency back pressure temperature	250°F
Threaded connections	ANSI B1.20.1
Copper connections	ANSI B16.22



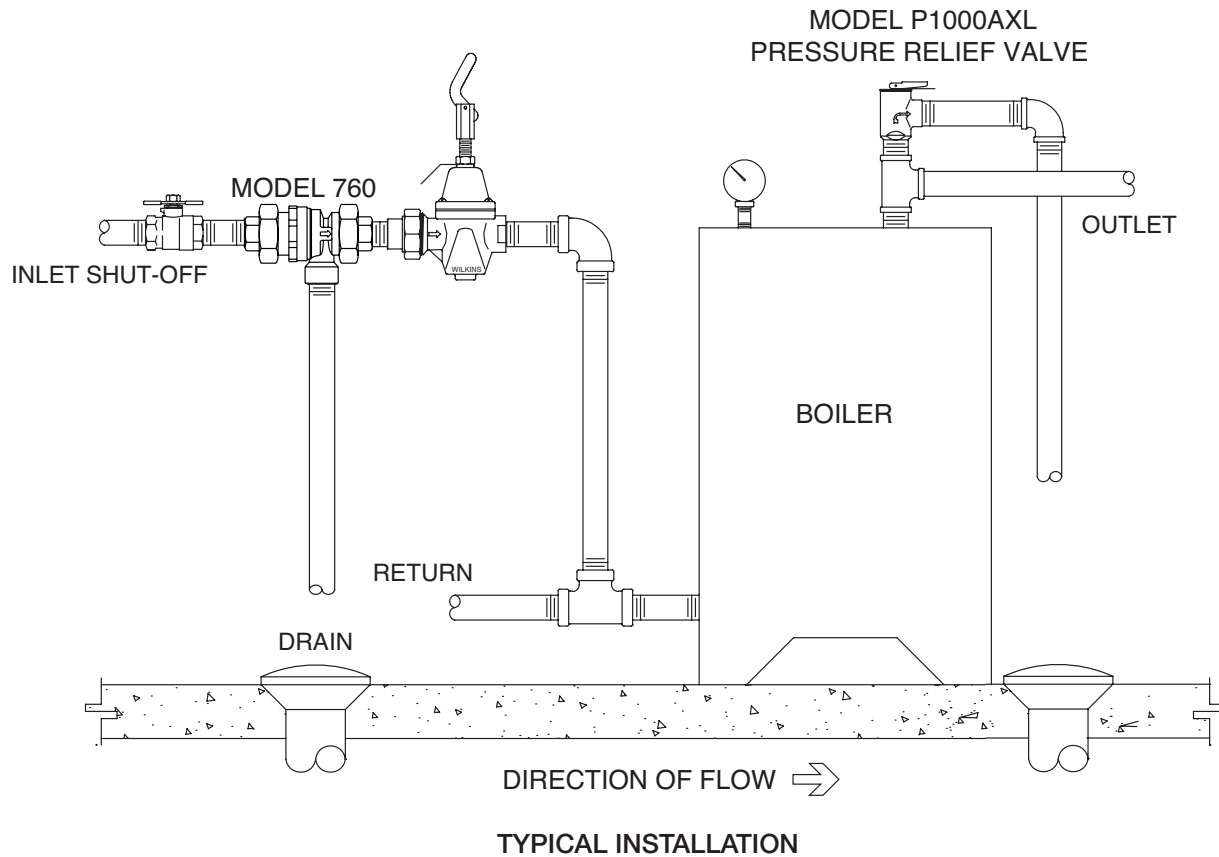
Dimensions & Weights (do not include pkg.)

MODEL SIZE		DIMENSIONS (approximate)											WEIGHT	
		A		B		C		D		E		F		
in.	mm	in.	mm	in.	mm	in.	mm	in.	mm	in.	mm		lbs.	kg
1/2	10	1 7/8	48	4 1/8	105	2 1/2	64	1 9/16	40	1 11/16	43	1/2" FNPT	1.3	0.6
3/4	15	1 7/8	48	4 1/8	105	2 1/2	64	1 9/16	40	1 11/16	43	1/2" FNPT	1.3	0.6



Typical Installation

Under certain conditions, the Model 760 will spill water from the vent port. **WARNING: Provisions must be made to collect this spillage through an air gap or other means.** The vent port should never be directly piped into a drainage ditch, sewer or pump. Under no circumstances should the vent port or drain line be plugged. Local codes shall govern installation requirements. To be installed in accordance with the manufacturers' installation instructions and the latest edition of the Uniform Plumbing Code. The installation shall be made so that no part of the unit can be submerged.



Specifications

The Dual Check Valve Backflow Preventer with Intermediate Atmospheric Vent shall be supplied with two matching union tail-piece assemblies. The main body shall be forged brass and the springs shall be stainless steel (300 series). The Dual Check Valve Assembly with Intermediate Atmospheric Vent shall be a ZURN WILKINS Model 760.