



Model 975XL2

Reduced Pressure Principle Backflow Prevention Assembly

Application

Ideal for use where Lead-Free* valves are required. Designed for installation on potable water lines to protect against both backsiphonage and backpressure of contaminated water into the potable water supply. The Model 975XL2 provides protection where a potential health hazard exists.

Standards Compliance


- ASSE® Listed 1013
 - cUPC® Listed
 - CSA® Certified B64.4
 - Approved by the Foundation for Cross Connection Control and Hydraulic Research at the University of Southern California
 - Meets the requirements of NSF/ANSI/CAN 61 and 372*
- *(LESS THAN 0.25% WEIGHTED AVERAGE LEAD CONTENT)

Materials

| | |
|--------------------|--|
| Main valve body | Low Lead Cast Bronze ASTM B 584 |
| Access covers | Low Lead Cast Bronze ASTM B 584 |
| Fasteners | Stainless Steel, 300 Series |
| Elastomers | Silicone (FDA Approved) Buna Nitrile (FDA Approved) |
| Polymers | Noryl™ |
| Springs | Stainless Steel, 300 series |
| Ball valve handles | Stainless Steel |

Features

| | |
|-----------------------------------|--------------|
| Sizes: 1/4", 3/8", 1/2" | |
| Maximum working water pressure | 175 PSI |
| Maximum working water temperature | 180°F |
| Hydrostatic test pressure | 350 PSI |
| End connections Threaded | ANSI B1.20.1 |



NSF/ANSI/CAN 61 & 372

Options

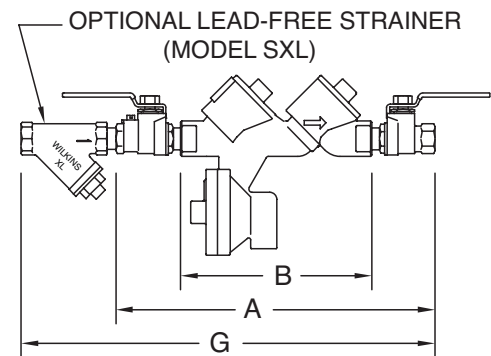
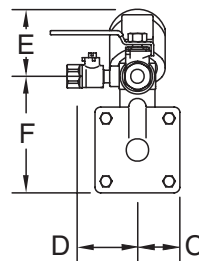
(Suffixes can be combined)

- ☐ - with full port QT ball valves (standard)
- ☐ TCU - with test cocks up
- ☐ FT - with integral male 45° flare SAE test fitting
- ☐ S - with Model SXL lead free bronze "Y" type strainer (1/2" only)

Accessories

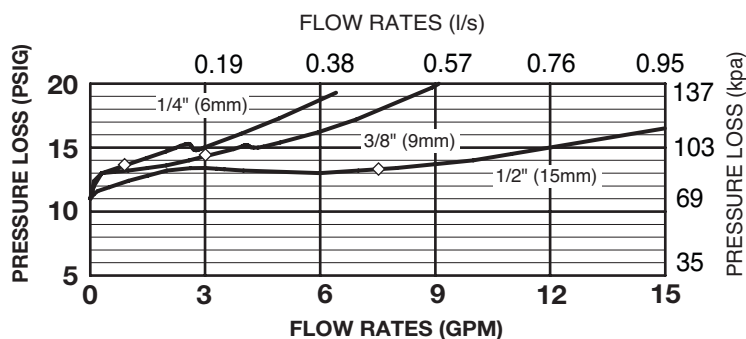
- ☐ Air gap (Model AG)
- ☐ Repair kits (rubber only)
- ☐ Thermal expansion tank (Mdl. XT)
- ☐ Soft seated check valve (Model 40XL2)
- ☐ Shock arrester (Model 1260XL)
- ☐ QT-SET Quick Test Fitting Set

Relief Valve discharge port:
3/4" - 1" - 0.63 sq. in.
1 1/4" - 2" - 1.19 sq. in.



Dimensions & Weights (do not include pkg.)

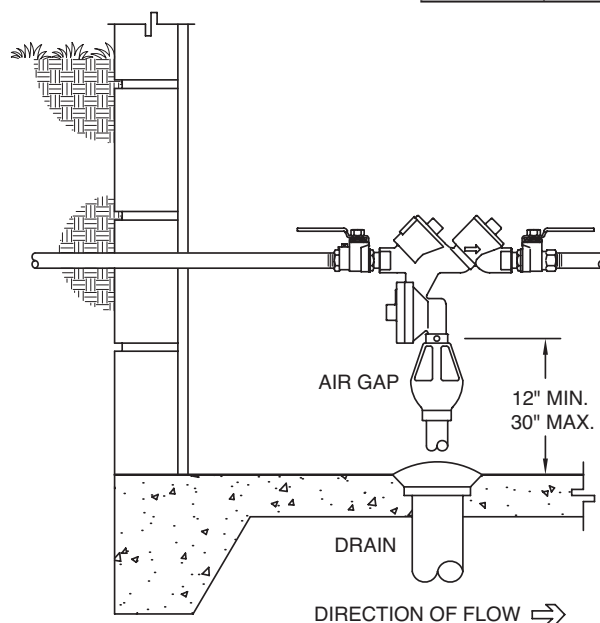
| MODEL SIZE | | DIMENSIONS (approximate) | | | | | | | | | | | | | | WEIGHT | |
|------------|----|--------------------------|-----|-------|-----|-------|----|-------|----|-----|----|-----|-----|--------|-----|------------------|-----|
| | | A | | B | | C | | D | | E | | F | | G | | WITH BALL VALVES | |
| | | | | | | | | | | | | | | | | lbs | kg |
| in. | mm | in. | mm | in. | mm | in. | mm | in. | mm | in. | mm | in. | mm | in. | mm | lbs | kg |
| 1/4 | 8 | 9 1/2 | 241 | 5 3/4 | 146 | 1 1/2 | 38 | 2 3/4 | 70 | 2 | 51 | 4 | 102 | N/A | N/A | 7 | 3.2 |
| 3/8 | 10 | 10 3/4 | 273 | 5 3/4 | 146 | 1 1/2 | 38 | 2 3/4 | 70 | 2 | 51 | 4 | 102 | 14 1/4 | 362 | 7 | 3.2 |
| 1/2 | 15 | 10 | 254 | 5 3/4 | 146 | 1 1/2 | 38 | 2 3/4 | 70 | 2 | 51 | 4 | 102 | 13 1/2 | 343 | 7 | 3.2 |

MODEL 975XL2 1/4", 3/8" & 1/2" (STANDARD & METRIC)**Typical Installation**

Local codes shall govern installation requirements. To be installed in accordance with the manufacturers' instructions and the latest edition of the Uniform Plumbing Code. Unless otherwise specified, the assembly shall be mounted at a minimum of 12" (305mm) and a maximum of 30" (762mm) above adequate drains with sufficient side clearance for testing and maintenance. The installation shall be made so that no part of the unit can be submerged or where relief valve discharge could cause damage.

Capacity thru Schedule 40 Pipe

| Pipe size | 5 ft/sec | 7.5 ft/sec | 10 ft/sec | 15 ft/sec |
|-----------|----------|------------|-----------|-----------|
| 1/8" | 1 | 1 | 2 | 3 |
| 1/4" | 2 | 2 | 3 | 5 |
| 3/8" | 3 | 4 | 6 | 9 |
| 1/2" | 5 | 7 | 9 | 14 |
| 3/4" | 8 | 12 | 17 | 25 |
| 1" | 13 | 20 | 27 | 40 |
| 1 1/4" | 23 | 35 | 47 | 70 |
| 1 1/2" | 32 | 48 | 63 | 95 |
| 2" | 52 | 78 | 105 | 167 |

**INDOOR INSTALLATION****Specifications**

The Reduced Pressure Principle Backflow Preventer shall be certified to NSF/ANSI/CAN 61 and 372, shall be ASSE® Listed 1013, rated to 180° F, and supplied with full port ball valves. The main body and access covers shall be low lead bronze (ASTM B 584), the seat ring and all internal polymers shall be Noryl™ and the seat disc elastomers shall be silicone. The checks shall be oriented at a 45° angle upward and accessible for maintenance without removing the relief valve or the entire device from the line. If installed indoors, the installation shall be supplied with an air gap and "Y" type strainer. The Reduced Pressure Principle Backflow Preventer shall be a ZURN WILKINS Model 975XL2.